

A photograph of two young women in school uniforms sitting at a wooden table in a classroom, working on white laptops. The woman on the left is looking at her laptop, while the woman on the right is smiling and looking towards the camera. In the background, other students are visible at tables, and large windows let in bright light. The text 'Using Social Networking in an Educational Setting' is overlaid in the center in a large, bold, black font.

Using Social Networking in an Educational Setting

NSW CEG Conference, 26th September, 2009

Context of St Mark's

- Newly opened school (2007)
- Years 7 - 9 (300 students.)
- Eventually 180 in each cohort
- 3 x 100 minute sessions/ day.
- Not an experiment... 'an opportunity to put into place the best education theory we know...'

3 Principle Features

Flexible
Learning

Technology

Interdisciplinary
Curriculum

Trials

- Traditional delivery to large groups
- Student management
- Laptop only
- Parental concern
- Tracking and assessment
- Teacher accountability
- Staff PD
- The solution:

**THE IIAC
MODEL**

What?

Initiation - max. 20 minutes

Investigation - max. 40 minutes

Analysis - max. 40 minutes

Critique - max. 10 minutes

Pack Up - max. 5 minutes

The 'twittersphere'

BBC Low graphics Help Search Explore the BBC

NEWS

News Front Page

- Africa
- Americas
- Asia-Pacific
- Europe
- Middle East
- South Asia
- UK
- Business
- Health
- Science & Environn
- Technology**
- Entertainment
- Also in the news
- Video and Audio
- Programmes
- Have Your Say
- In Pictures

How Using Twitter as an Education

The Philadelphia Inquirer

Frisco Man Saves Woman's Life Thanks To Professors experiment with Twitter as teaching tool

Share your photos. Watch the world.

Drop, fix, edit

Explore...

www.twitter

Research about Twitter

‘Twitter proved to be an effective tool for professional development and student interaction.’

‘Furthermore, as a social networking tool, we have found valuable the interactions Twitter affords us in educational contexts.’

From Grosseck and Holotescu (2008)

Research about Twitter

"Imagine a 20 minute lecture where all your students back channel about what you're saying. Outside guests or experts are invited in. Someone acts as a "rudder" to keep the conversation on track. The discussion is displayed on a SMARTboard or with a projector. The chatcast is immediately dumped into a wiki. The rest of the class is devoted to reorganizing the wiki clarifying what was said, answering questions (student to student as well as teacher to student; and don't forget the people, students, teachers, mentors or parents beyond the glass walls of the room) summarizing the big ideas, reframing the discussion in terms of what needs to be explained again and where we're going next. Imagine the possibilities."

Friedman, 2007


Inside the Classroom


- Ways we have used Twitter in the classroom at St Mark's:
 - Creating a community
 - Collaborative writing
 - Q&A
 - Critical Reflection and metacognition
 - Surveys/ assessing response
 - Facilitating teamwork
 - Reviewing and previewing learning, especially in the initiation and critique phases of the lesson.


Outside the Classroom


- Student voice - especially marginalised students.
- School notices - athletics day, parental evenings.
- Cheaper than SMSing parents/ posting letters home.
- Informal tutoring sessions
- 'Ask the experts.'
- Real world/ challenge based learning.


Examples:


 KirbySoukKnight #hea i learnt that gneiss is a type of rock


 ashleighbabe @keithheggart umm not 100% sure but i think it is 100%


 @Breanne101 anything in particular? Like seasons, day/night, moon, tides, planets, space rocks etc?


 #stm about


 @khnam about


 @KiThe about


 #stm That should be more than enough to get some compost bins. As a supply manager are you going to look into this?


 anime4life13 Who'd think blogging can still be fun while being safe online? Great idea Mr Heggart!

 statatic I used a Gif I made myself to make it animate

 rmeddows quite fascinating Keith,,,,are they also watching or just twittering?

 rmeddows Just watching

 Nicole_94 Ok Thank you sir your a life saver :)

 Nicole_94 Hey sir< Just wondering if its ok to give you my assessment on a USB ? as both of my computers are not connected to my printer. Thank you

Student Voices

- 2 students who've been amongst our more active 'tweeters', from Year 9.



Evaluation

Advantages

- Fun
- Aids metacognition
- Quick
- Focussed discussion
- 24/7 Availability
- Encourages reflection
- Real world interaction
- Record of conversation

Disadvantages

- Cyber bullying
- Cyber safety
- Tweets with no educational value
- 24/7 Availability
- Distracting/ Addictive

So you're thinking of twitter...

1. Students need to be conversant in 'twitterese', including the functionality of @name and #hash.
2. Students need to be aware of how to stay safe online.
3. Start with a trial group.
4. Need a core group of supporters from the staff.
5. Be prepared for the conversation to go in different directions.
6. Involve students in the evaluation.
7. Make use of the new APIs, including surveys, pictures, links to Wikis and Blogs.
8. Get parents on board.

Other possibilities:



username

password

Sign In

[Forgot your password?](#)

What is Edmodo?

A private microblogging platform for teachers and students to share ideas, files, events and assignments.

Learn more on our [blog](#) & [wiki](#).

Sign up: I am a [teacher](#), or a [student](#).

Questions?

- A copy of this presentation (and the more detailed paper it is based on) can be found at: www.education4u.com.au in the consultancy section.
- @keithheggart
- kheggart@parra.catholic.edu.au
- www.mrheggart.com